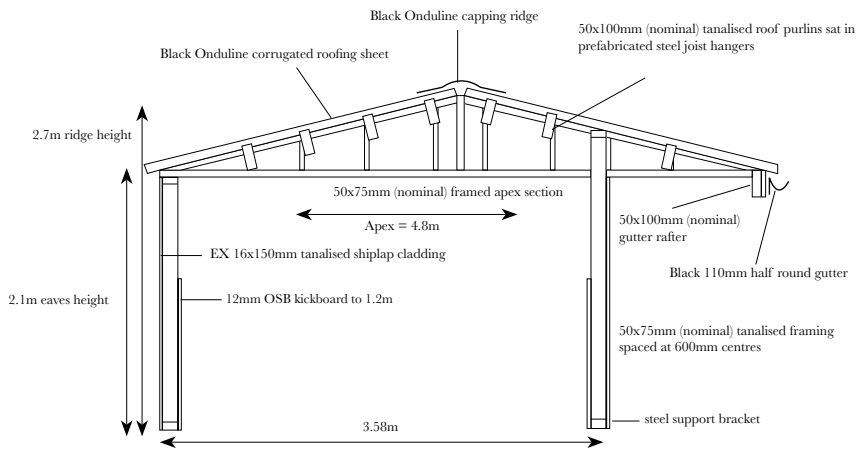
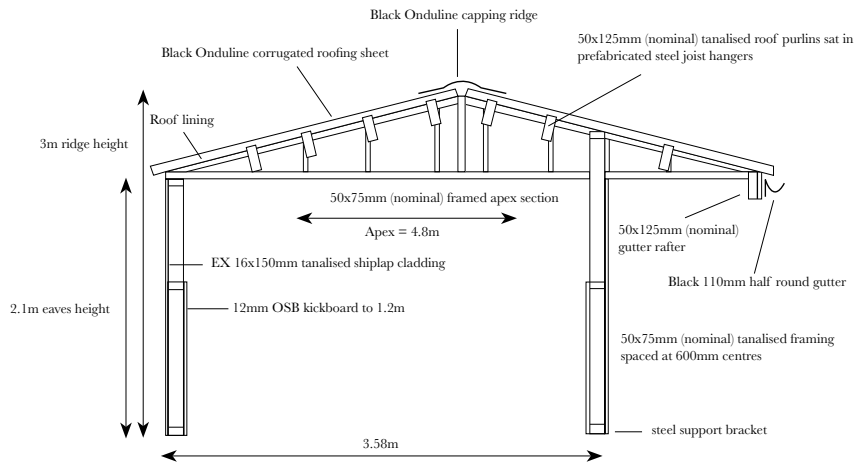


# STABLE RANGE SPECIFICATIONS



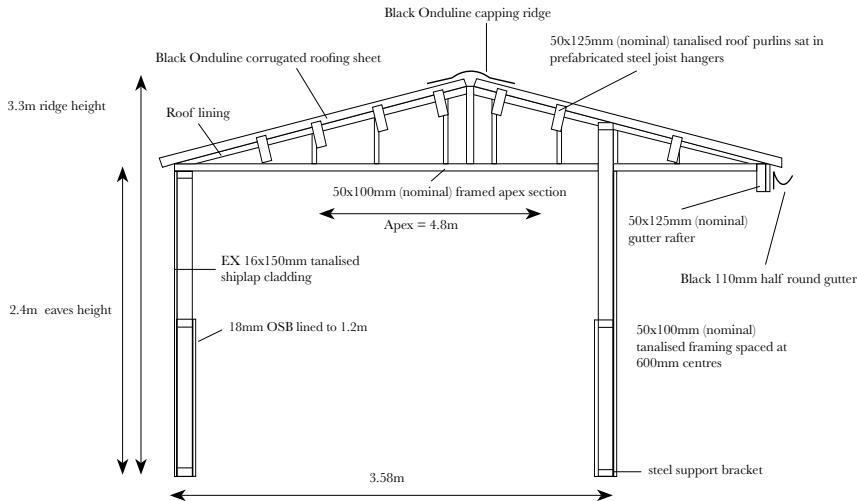
## Novice Range

Our customers love Novice! Built to the same precise standards as our other ranges the Novice provides sturdy stabling at amazing prices. To achieve this we've utilised the latest production technology coupled with our superior buying power and we've put everything we've got into our Novice stables.



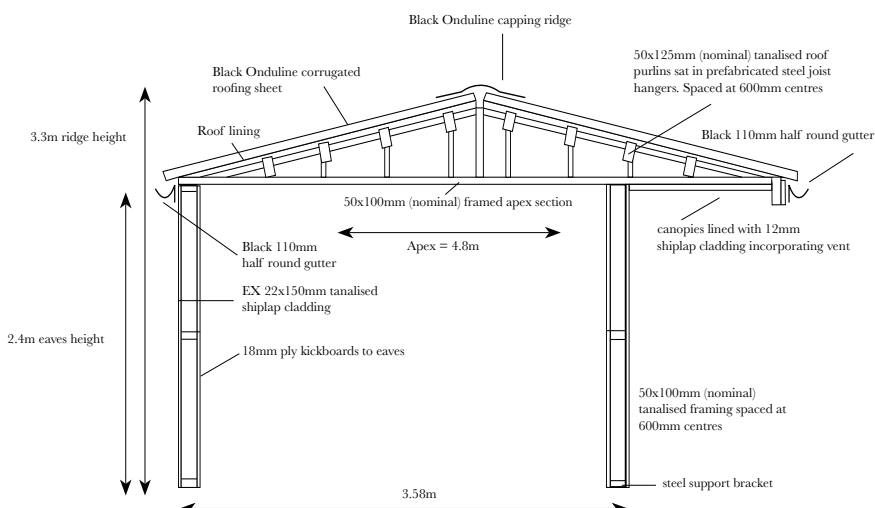
## National Range

The National is our standard range offering many unique design features - it's the one that's made us a household name! We love it, what's more over the last 30+ years we've honed it to perfection. With thousands of satisfied horse owners throughout Europe the National range gives you the best possible quality at the best possible price.



## Grand National Range

The Grand National is designed and manufactured to even higher standards - these units are made from the finest and most robust materials available and will withstand the wear and tear of the professional equine environment. The Grand National Range is also fitted with our traditional ledge and brace timber doors complete with chewstrips and fully adjustable hinges.



## Cheltenham Gold

The Cheltenham Gold is designed and manufactured to the highest possible standards. The shiplap is 22mm thick and framing has been stepped up to 2" x 4" ( 50mm x 100mm) and the eaves height is 8' (2400mm). Canopies are lined with 12mm shiplap. These buildings will withstand the test of time and will without question please the most discerning clients.

# Now compare

CHELTENHAM GOLD GRAND NATIONAL NATIONAL NOVICE

Installation and bolting down included	●	●	●	●
7' 4" Eaves Height			●	●
8' 4" Eaves Height	●	●		
9' 4" Ridge Height				●
10' 4" Ridge Height			●	
11' 4" Ridge Height	●	●		
2"x 3" Tanalised Treated CLS Framing @ 600mm Centres			●	●
2"x 4" Tanalised Treated CLS Framing @ 600mm Centres	●	●		
12mm Tanalised Treated Shiplap Cladding		●	●	●
22mm Tanalised Treated Shiplap Cladding	●			
2"x 4" Tanalised Treated Roof Purlins				●
2"x 5" Tanalised Treated Roof Purlins	●	●	●	
OSB Roof Lining	●	●	●	
Black Onduline Roofing	●	●	●	●
Steel Brackets	●	●	●	●
Top & Bottom Stable Doors	●	●	●	●
Heavy Duty Galvanised T- Hinges				●
Heavy Duty Galvanised Fully Adjustable Hinges	●	●	●	
Heavy Duty Galvanised Door Furniture	●	●	●	●
2" Lower Door Chewstrip				●
15" Lower Door Chewstrip	●	●	●	
Full Frame Door Aperture Chewstrip	●	●		
Camplates	●	●	●	●
4' Canopy	●	●	●	●
Vented Lined Canopy	●			
1/2" OSB Kickboards to 4'			●	●
3/4" OSB Kickboards to 4'		●		
3/4" Ply Kickboards to Eaves	●			
3/4" Ply Lining to Eaves in stables. 1/2" lining in tack rooms	●			
Ledge and Braced Tack Room Door		●	●	●
Joinery Tack Room Door	●			
Tack Room Moisture Control Barrier	●	●	●	
Stable Windows	●	●	●	●
4" Black Half Round Gutters to Front	●	●	●	●
4" Black Half Round Gutters to Rear	●			
Gable End Barge Boards and Points	●	●	●	
Louvered Ventilation		●	●	●
Canopy Vent	●			
uPVC Rainwater Skirt	●	●	●	●